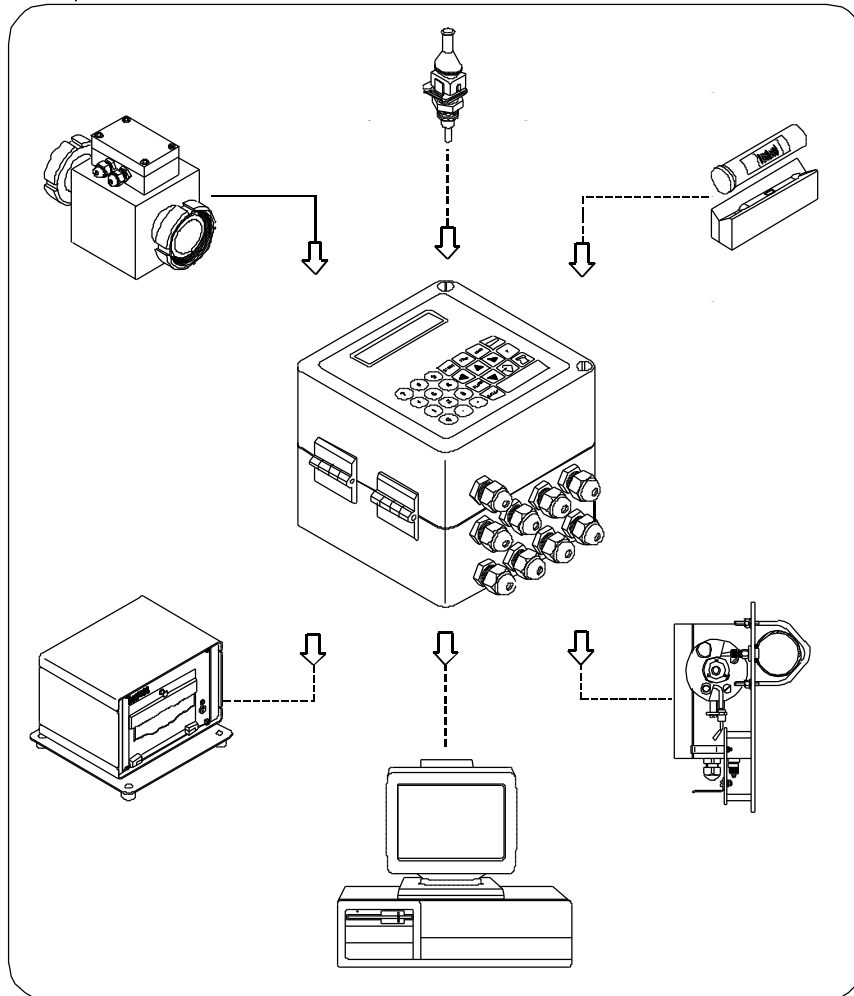


Description

The data capture unit **ZEVODAT-COMPACT 1 (ZD-C1)** is an extension of the electromagnetic flow meter for the acquisition, storage and display of data which e.g. arise during the milk collection. Monitoring and controlling tasks can be executed simultaneously for system components.



Special features

- complete data acquisition on milk collecting tanker or to be used as stationary reception unit
- all components (printer i. e. Di-Print, MobiPrint-D) are IP 65, and thus can be installed in the wet area
- sturdy aluminium housing
- front plate with foil-protected keyboard and 2x 20-digit LC display
- electromagnetic transmitter in the most varied nominal widths
- compliance with electromagnetic compatibility rules 89/336/EWG **CE**
- suitable for truck use acc. to DIN40839 and OIML Doc. 11/A1.4.X..

DIESSEL GmbH & Co. KG
 P.O. Box 10 03 63
 D-31103 Hildesheim
 Germany
 ☎ (0)5121-742-0

Data Capture
ZEVODAT-Compact 1 (ZD-C1)

D 52.12 E

Issued: 03.2004

Page -1- of -2- pages

The **ZEVODAT-Compact 1** data capture unit is equipped with a standard program which offers three operating states:

INITIAL STATE → TOUR → INTAKE

INITIAL STATE


Display of date and time. A tour data print-out as well as a data transfer is possible in this state.

The "**TOUR**" state is reached by the system when entering (automatically or manually):

- Operator/Driver number
- Tour number

During the whole tour the system remains in this state and changes to the "**INTAKE**" state by the following entries:

- Supplier number and expected intake quantity if required

The operator terminates the "**TOUR**" by pressing the  key.

The following values are collected:


- Total quantity of the measured single quantities
- Date/time

INTAKE

The measuring process starts, if flow is existing.

The following values are collected:

- Supplier number
- Measured quantity
- Date/time
- Temperature (Average value)

The measurement is terminated by the  key, the input **IN2** (end of measurement) or if flow is no longer recognized over a parameterizable time (standard time 10 sec.).

Construction

The electronical parts are mounted in a cast aluminium housing with integrated operating terminal. Besides the power pack, the housing incorporates the converter of the electromagnetic flow meter as well as the **JB3** junction board including the respective I/O's for connecting the required peripheral equipment.

The **ZEVODAT-Compact 1** data capture unit is expandable via the **DIESSEL-CS3-BUS** at any time. If needed, this BUS connection makes possible a later expansion up to a large data acquisition offering more storage capacity and extended controlling and monitoring functions.

Basic Design

- highly accurate/calibrated quantity measurement
- acquisition of intake and tour data (e.g. times, quantities, customer no., company no. and driver number, etc.)
- Data transfer with **DIESSEL CS3-Bus** protocol

Option

- sampler control
- data print-out via printer i.e. Di-Print, MobiPrint-D
- automatic acquisition of identification numbers (Barcode 2/5 interleaved) or (Scanner Barcode 39, depending on USER Program)
- measurement of temperature

Technical Data

Power supply:	12...30 V DC 0,8...0,3 A	Housing:	Cast aluminium Protection class: IP65
Power consumption:	max. 15 VA / 8 Watt	Housing dimensions:	157mm x 157mm x 138mm (L x W x H)
Digital outputs:	4 x Transistor outputs Load max. 30V/max. 250 mA	Serial interface:	RS485 57600 baud DIESSEL-CS3-BUS protocol
Display of measured value:	2 x 20-digit - alphanumerical, illuminated LC Display (5mm digit size) with keyboard	Digital inputs:	2 x Optocoupler; activation: 10...30 V DC
Temperature input:	4-wire Pt100	Ambient-temperature:	-25 °C...+55 °C